

FLIPPY FACES

PAPER CRAFT TOY

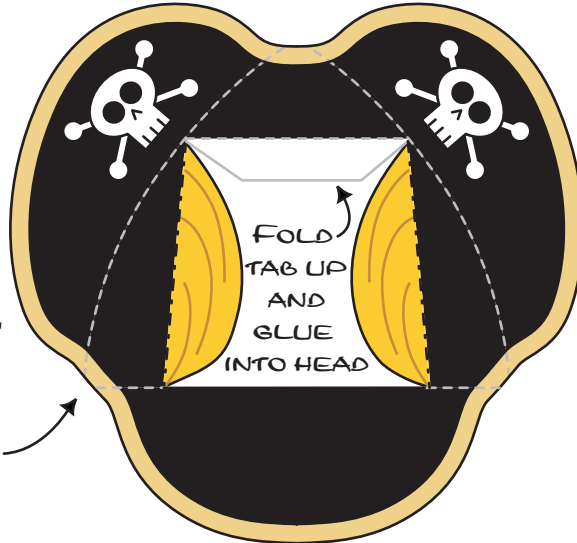
CAPTAIN CUTUP

CAPTAIN CUTUP AND HIS CREW, SCOURGE OF WATERS GREEN AND BLUE, PEG LEG PIRATE OF THE OPEN SEAS, HIS CLOTHES ARE NICE BUT HE'S GOT FLEAS. WITH TREASURE AND FORTUNE ON HIS MIND, WILD ADVENTURE IS NEVER FAR BEHIND. BUCCANEER BROTHERHOOD TILL THE END. WILL YOU TRUST HIM TO BE YOUR FRIEND?

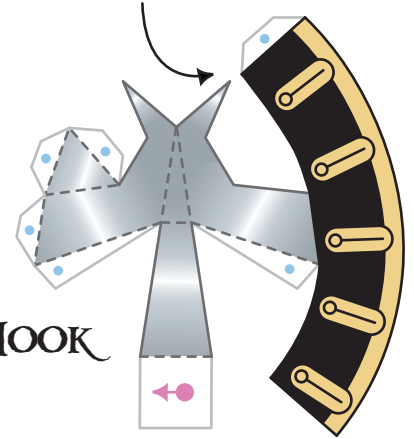


HAT

SCORE CURVED LINES WITH A BLUNT EDGED TOOL TO MAKE THE HAT CURVE



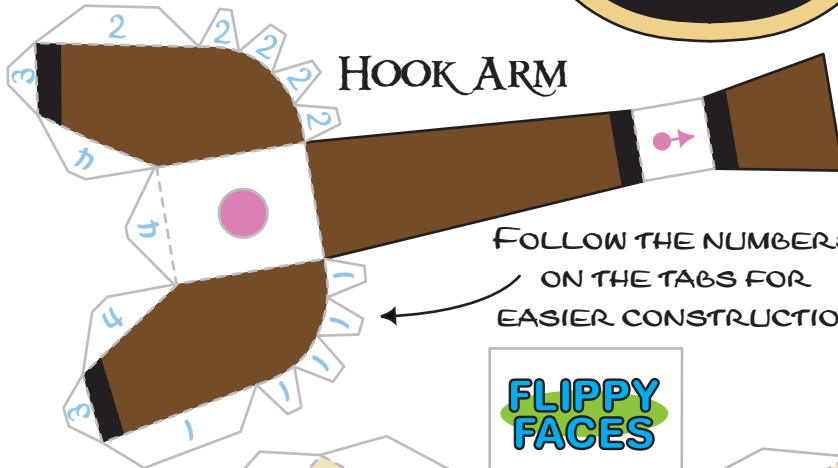
GLUE CUFF TOGETHER AFTER ATTACHING HOOK TO ARM



HOOK

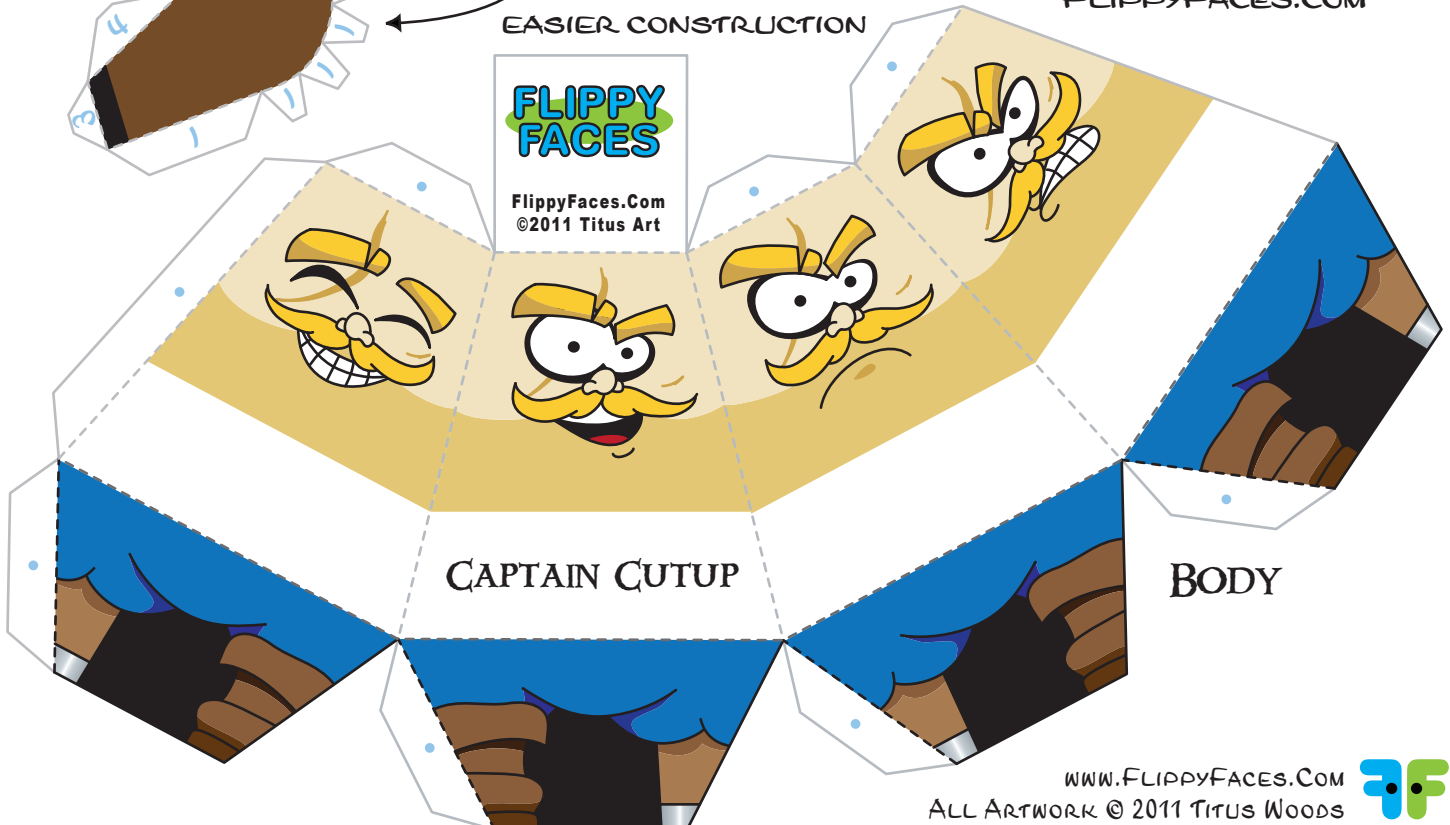
MOUNTAIN FOLD -----
 VALLEY FOLD - - - - -
 GLUE TO SELF ●
 GLUE TO ANOTHER ●

FOR INSTRUCTIONS ON ASSEMBLING THIS PAPER CRAFT TOY GO TO: FLIPPYFACES.COM



HOOK ARM

FOLLOW THE NUMBERS ON THE TABS FOR EASIER CONSTRUCTION



CAPTAIN CUTUP

BODY




FLIPPY FACES

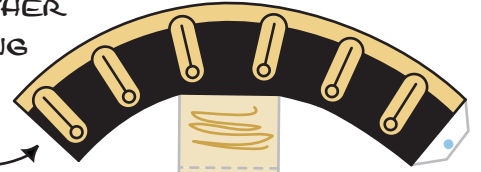
PAPER CRAFT TOY

CAPTAIN CUTUP

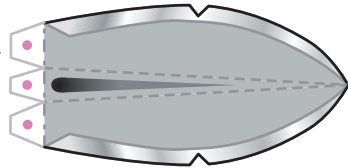
FLIPPY FACES ARE PAPER CRAFT TOYS WITH CHANGEABLE MOODS. LIFT THE HEAD AND TURN THE BODY TO FLIP FACES. SHOW YOUR MOOD WITH YOUR FLIPPY FRIENDS. HAVE FUN!



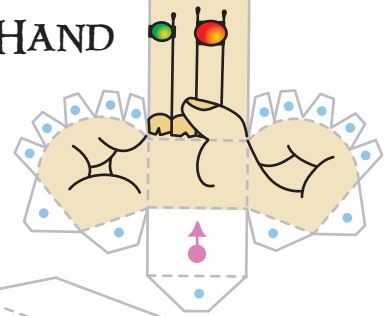
GLUE CUFF TOGETHER AFTER ATTACHING HAND TO ARM



CUTLASS BLADE




RIGHT HAND

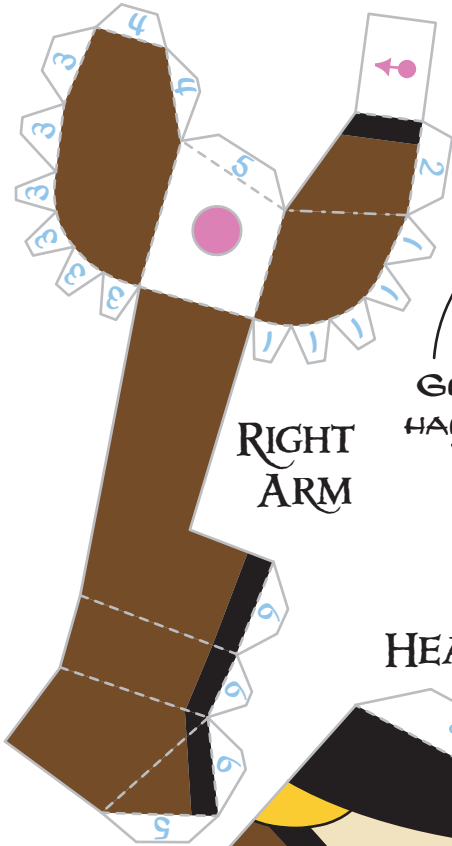


GLUE INTO HAND GUARD

HAND GUARD



RIGHT ARM



HEAD

GLUE HAT TO THIS LINE

CUT THIS AREA OUT

ARM HOLE

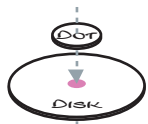
ARM HOLE

CAPTAIN CUTUP
FlippyFaces.Com ©2011 Titus Woods

CUT RED LINE AND GLUE UP TO THE GRAY LINE TO CURVE BELLY

ARM JOINTS

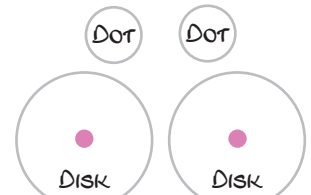
ASSEMBLING MOVABLE ARMS



PUT A SPOT OF GLUE ON THE DOT AND PRESS THE ARM ON TO IT FROM THE OUTSIDE OF THE HEAD.

HOLD IN PLACE FOR A MOMENT TO LET THE GLUE DRY.

PLACE DISK WITH DOT, INSIDE THE HEAD, WITH THE DOT POKING THROUGH THE ARM HOLE.



GLUE THE DOT IN THE MIDDLE OF THE DISK.

WWW.FLIPPYFACES.COM
ALL ARTWORK © 2011 TITUS WOODS



BACKSIDE OF PIRATE HAT.
PRINT ON THE BACK OF PAGE 1. PRINT HEAD TO HEAD.

